
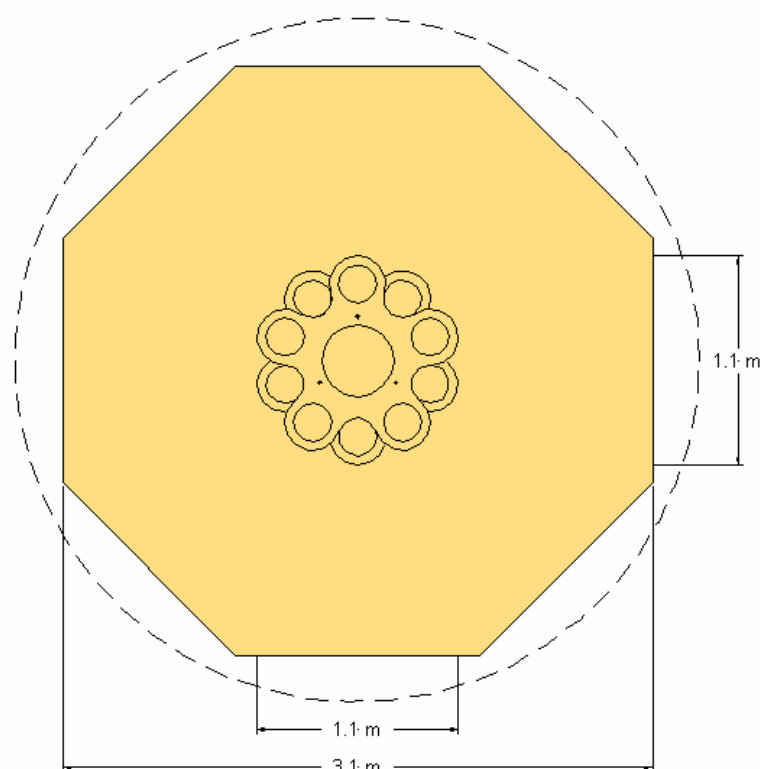
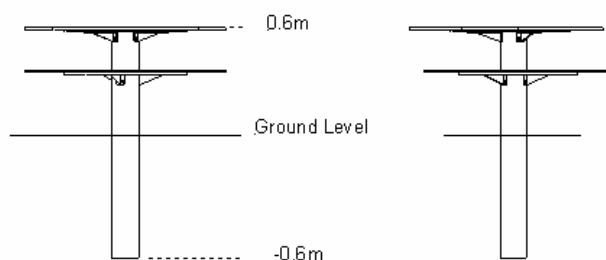


# Eco Inspection Table

-  Loosefill Area
-  Suggested Hardstanding
-  Free Space
-  Unit Spacing Boundary



## Technical Information

### Equipment Dimensions

Length / Width / Height **1.1m x 1.1m x 0.6m**

### Surfacing and Area Required

Minimum Space Required L/W/H **3.1m x 3.1m x 2.4m**

Max Gradient Of Ground **1:30**

Free Height Of Fall **0mm**

Suggested Hardstanding **n/a**

### Installation Information

Overall Weight **42kg**

Heaviest Part **14kg**

Largest Part **1.2m x .014m**

Longest Part **1.2m**

Concrete Required **0.05m<sup>3</sup>**