


UNIT SPECIFICATION



0.1m x 0.5m x 1.9m



n/a



18kg



13.5kg (ECM001)



2.2m x 0.10m (ECM001)



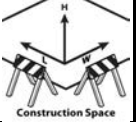
2200mm (ECM001)

PARTS LIST

Part	Qty	Image	Description
ECM001	1		2200mm Vertical Pole 100mm Dia
MPS001	1		Measure Height Post
KT/MPS	1	Kitting Height Measure Post	
F009	3		M10x100mm Coach Bolt
F112	3		M12 Washer 32mm O/D
F115	3		M12 Washer 24mm O/D
F137	3		M10 Nylock Nut
F600A	3		Plastic Counterbore House Washer
F600B	3		Plastic Counterbore Plug



0.05m³



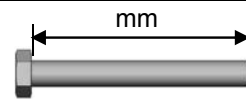
2m x 2m x 2m



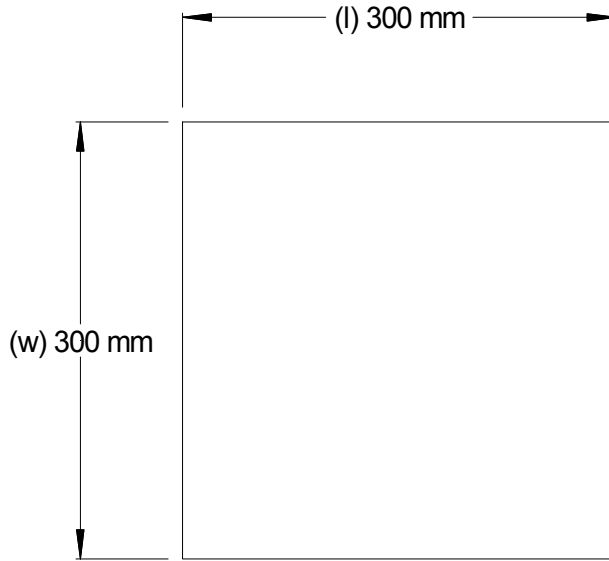
1



1 hr



Bolt length measured as diagram.



Hole Depth (d) 600

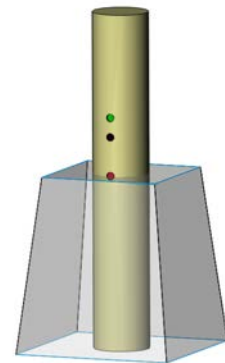
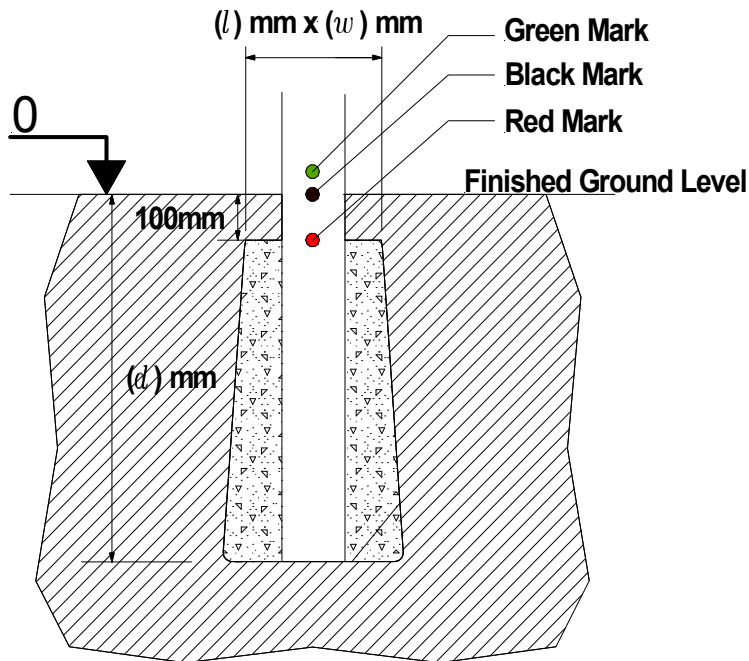


0.05m³

NOT TO SCALE

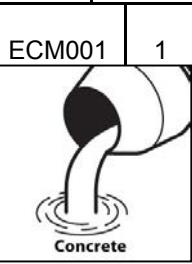
Recommended Mix: 1 part cement/ 2 part sand/ 4 part stone.
(20 N/mm² min. compressive strength)

Standard Foundation Detail

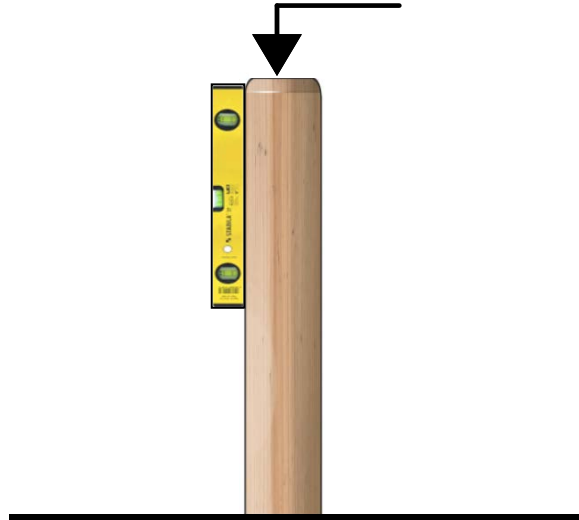


NOTE: All holes must taper out from hole width at top of hole (as shown) to give maximum stability. In loose or sandy ground all hole width dimensions should be increase by approximately 50%.

1



1600mm



2

ECM001	1
MPS001	1
F009	3
F112	3
F115	3
F137	3
F600A	3
F600B	3

