



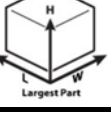
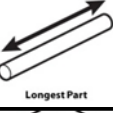

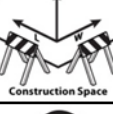




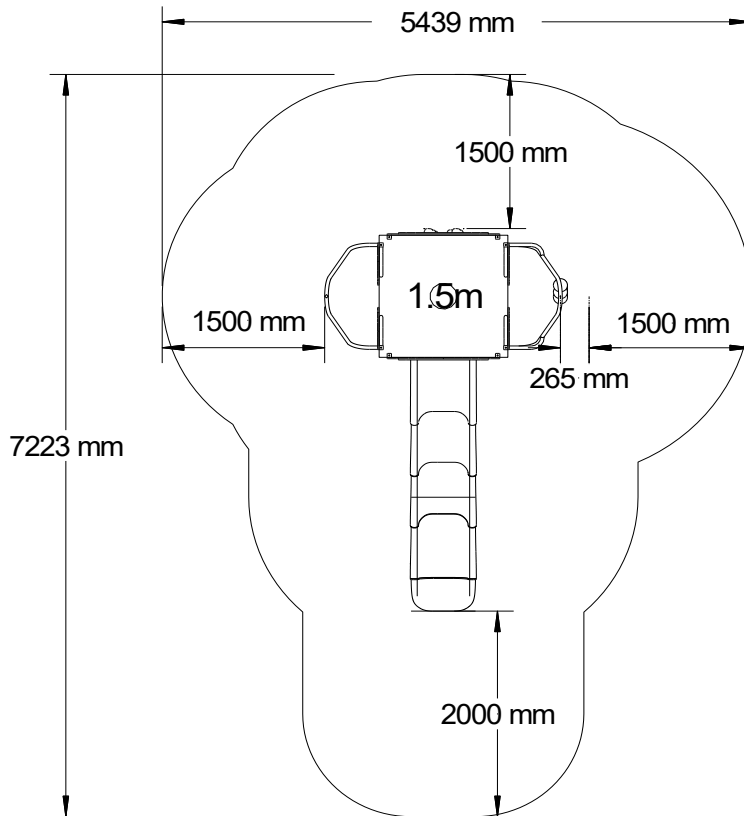


Number	Module Name	Code
1	<u>1.5m Square Tower</u>	BC#A12
2	<u>1.5m Plastic Open Slide</u> or <u>SS Open Slide</u>	BC#22 or BC#12
3	<u>1.5m Firemans Pole</u>	BC#C2
4	<u>1.5m Climbing Wall</u>	BC#G2
5	<u>1.5m Rope Climb</u>	BC#E1

Unit Specification		
	3.8m x 2.3m x 3.1m	
	1.5m	
	300kg	
	40kg	
	3.0m x 0.6m x 0.6m	
	3.0m	
	1 in 50	
	7.7m x 6.1m x 4.3m	
	2	
	9 hours	
	0.4m ³	
	0.7m ³ (Surface Fixed)	

BS EN 1176 Impact Area - Plastic Slide



BS EN 1176 Impact Area - Stainless Steel Slide

